




Active Supervision in Family Child Care




1


Take Note



Recording this Session




Certificate & Evaluation



2

Evaluation/Certificates

- 100 % Attendance
- Evaluation
- Certificate



3

Learning Objectives

At the end of this training, participants will be able to:

- 1) Discuss the importance of active supervision
- 2) Describe two strategies used when actively supervising children



4


What is Active Supervision?

- Promotes safe environment
- Prevents injuries
- Requires focused attention
- Intentional observation



5

Strategies to Put Active Supervision in Place



6

Set up the environment



7

Position Yourself/Staff



8

Scan and Count



9

Listen!



10

Anticipate children's behavior

- Know about each child's interests
- Be aware of changes in a child's mood
- Anticipate:
 - When a child may wander off
 - Get upset
 - Take a dangerous risk



11

Engage and redirect

- Know about:
 - Each child's individual needs
 - Development
- Encourage:
 - Children to problem solve
- Offer:
 - Assistance
 - Redirection



12

What's your next step?



Type in the chat one action strategy you will use for actively supervising children.



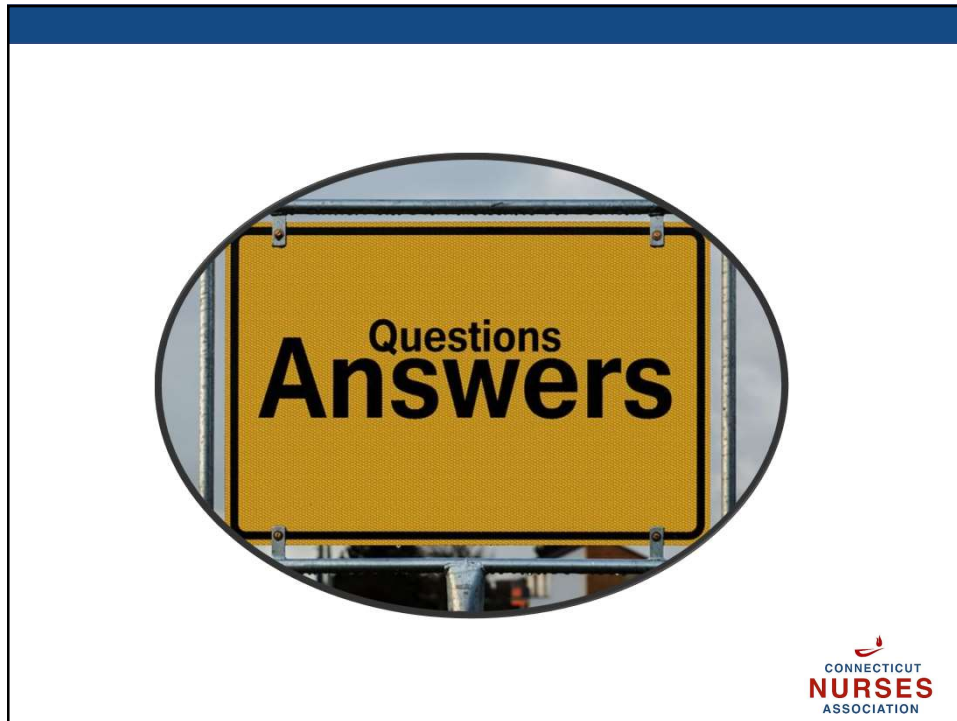
13

Resources

- Active Supervision:
<https://eclkc.ohs.acf.hhs.gov/sites/default/files/pdf/active-supervision.pdf>
- Active Supervision Implementation Plan:
<https://eclkc.ohs.acf.hhs.gov/sites/default/files/pdf/active-supervision.pdf>



14



15

Reaching out

-  (860) 288 - 7558
-  ctnurses@gmail.com
-  www.ctnurses.org/FCC

16


Thank you!



***CLICK ON LINK TO
COMPLETE EVALUATION***



***DOWNLOAD YOUR
CERTIFICATE***



***CONNECT WITH CT
NURSES CONSULTANTS!***

